

Scaled data based on original data using
LM-79-08 Approved Method: Electrical and Photometric Measurements of Solid-
State Lighting Products

Test Report Prepared for
Cooper Lighting Solutions
(formerly Eaton)

Brand: McGRAW-EDISON

Report Number: P940883

Luminaire Tested: **GALN-SB4A-930-U-T1**

Issue Date: 1/21/2025

Test Information

Test Method: LM-79-08
Report Number: P940883
TEST IS SCALED FROM IESNA LM-79-08 TEST DATA (G2-2405-108-2)
Test Lab: INNOVATION CENTER
Issue Date: 1/21/2025
Manufacturer: COOPER LIGHTING SOLUTIONS (FORMERLY EATON)
Product Line: MCGRAW-EDISON
Catalog Number: GALN-SB4A-930-U-T1
Description: GALLEON AREA AND ROADWAY HIGH DENSITY LED LUMINAIRE
(4) 90 CRI, 3000K, 350mA LIGHTSQUARES WITH 26 LEDS EACH AND TYPE I OPTICS
Light Source: -
Ballast/Driver: -

Summary

Lumens per Lamp: N/A
Luminaire Lumens: 12372 lumens
Efficiency: N/A
Efficacy: 108.5 lumens/watt
Luminous Opening: Rectangular (W 1' x L: 1' x H: 0')
IES Classification: Type I - Short
BUG Rating: B3 - U0 - G3

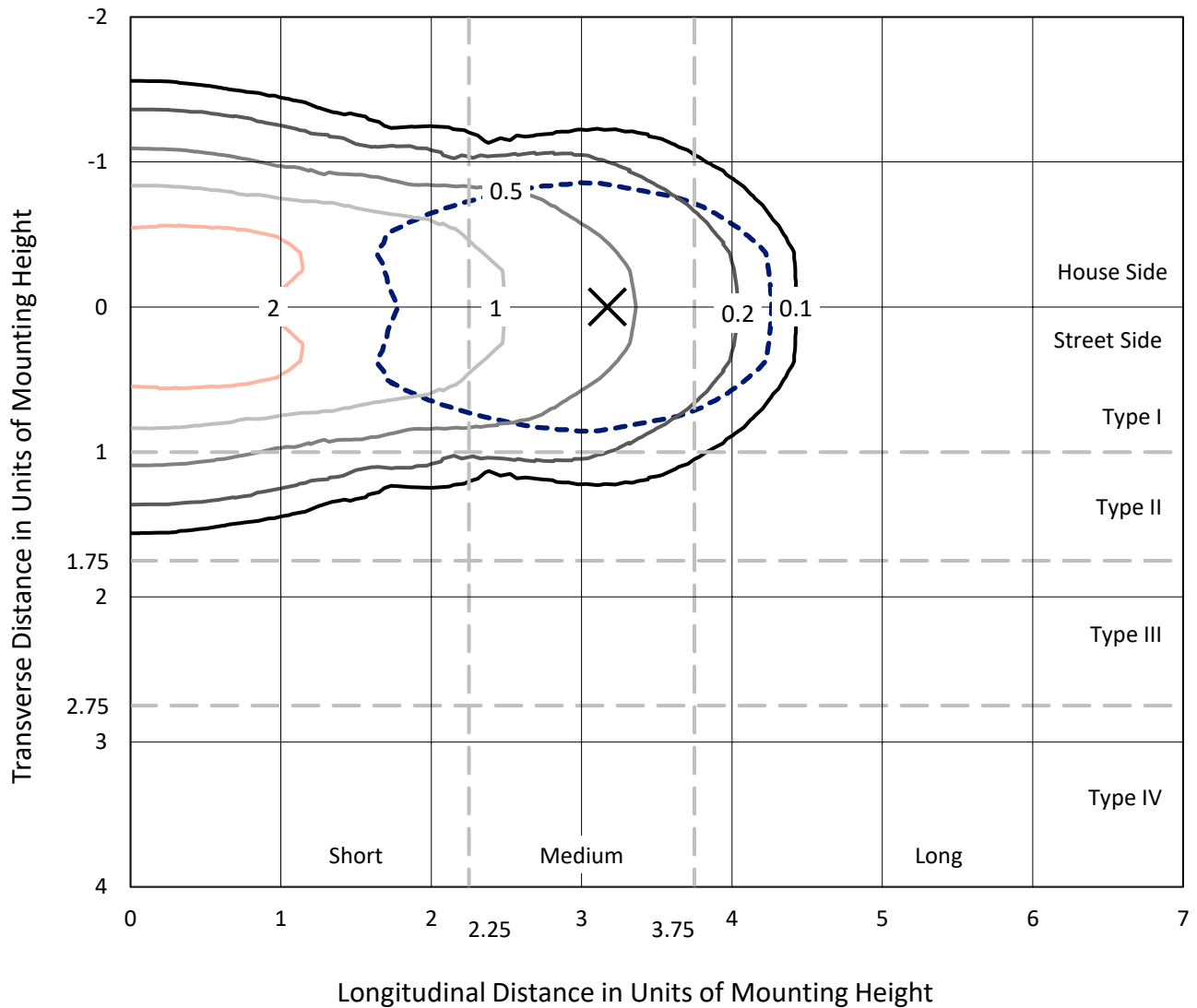
Input Watts (W): 114
Input Voltage (V): NR
Input Current (Ain): NR
Voltage Rise (V): NR
Power Factor: NR
Total Harmonic Distortion (THDi): NR
Frequency (hertz): 60
Stabilization Time: NR
Operation Time: NR
Ambient Temperature (°C): NR
Test Distance: 24 FT



REPORT NUMBER: P940883
 CATALOG NUMBER: GALN-SB4A-930-U-T1

Iso-Footcandle Lines of Horizontal Illumination

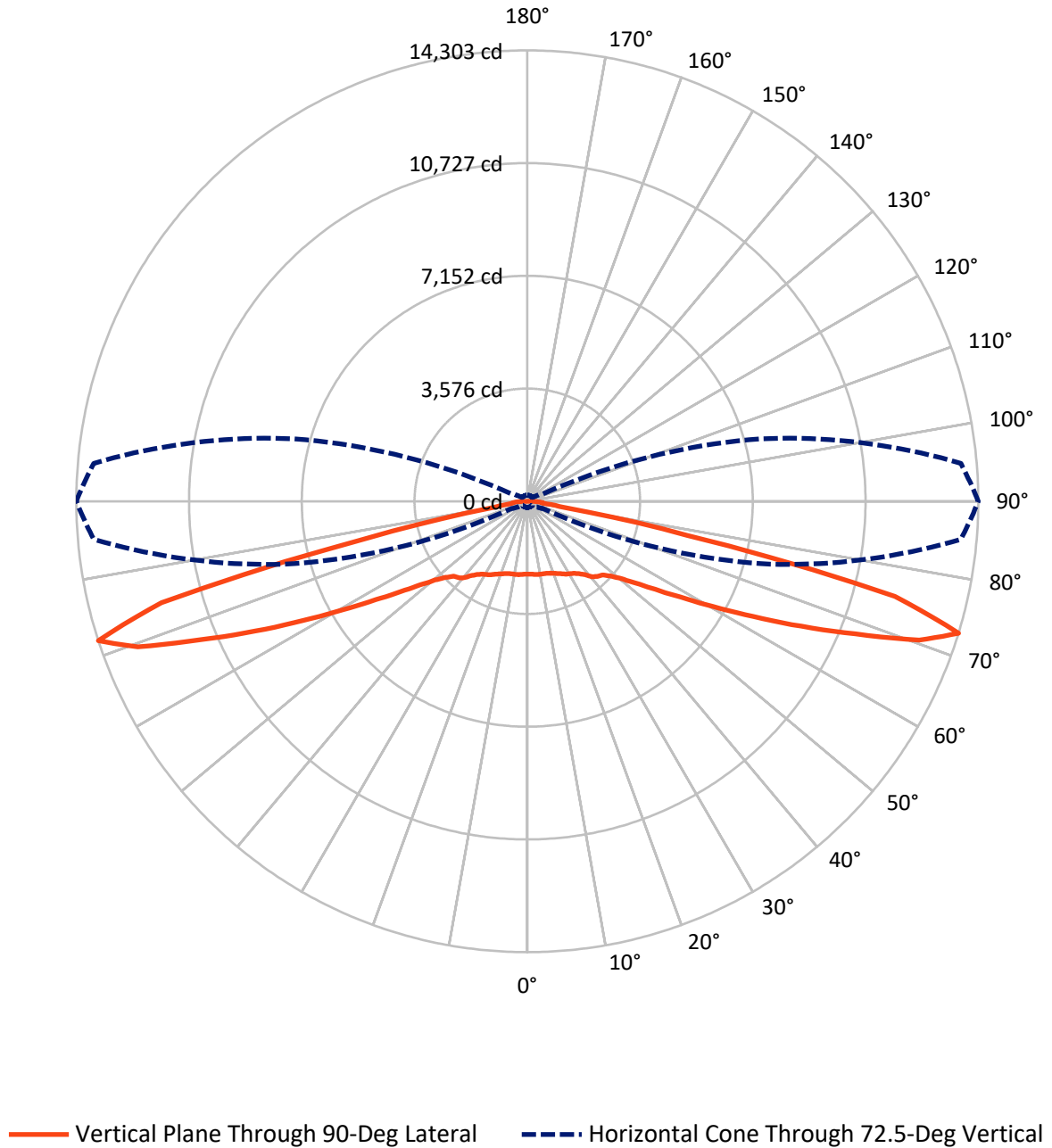
✕ Max cd
 - - - 1/2 Max cd



Based on 25 foot mounting height. Maximum calculated value = 3.7 fc
 Type I - Short - N/A

REPORT NUMBER: P940883
CATALOG NUMBER: GALN-SB4A-930-U-T1

Luminous Intensity Polar Plot



REPORT NUMBER: P940883

CATALOG NUMBER: GALN-SB4A-930-U-T1

FLUX DISTRIBUTION:

		Downward	Upward	Total
House Side	Lumens	6186.0	0.0	6186.0
	% Fixture	50.0	0.0	50.0
Street Side	Lumens	6186.0	0.0	6186.0
	% Fixture	50.0	0.0	50.0
Total	Lumens	12372.0	0.0	12372.0
	% Fixture	100.0	0.0	100.0

ZONAL LUMENS:

Zone	Lumens	% Fixture
0°-10°	224.2	1.8
10°-20°	685.4	5.5
20°-30°	1142.8	9.2
30°-40°	1571.8	12.7
40°-50°	1919.5	15.5
50°-60°	2220.1	17.9
60°-70°	2647.2	21.4
70°-80°	1847.5	14.9
80°-90°	113.5	0.9
90°-100°	0.0	0.0
100°-110°	0.0	0.0
110°-120°	0.0	0.0
120°-130°	0.0	0.0
130°-140°	0.0	0.0
140°-150°	0.0	0.0
150°-160°	0.0	0.0
160°-170°	0.0	0.0
170°-180°	0.0	0.0
0°-90°	12372.0	100.0
0°-180°	12372.0	100.0

Coefficient of Utilization



REPORT NUMBER: P940883

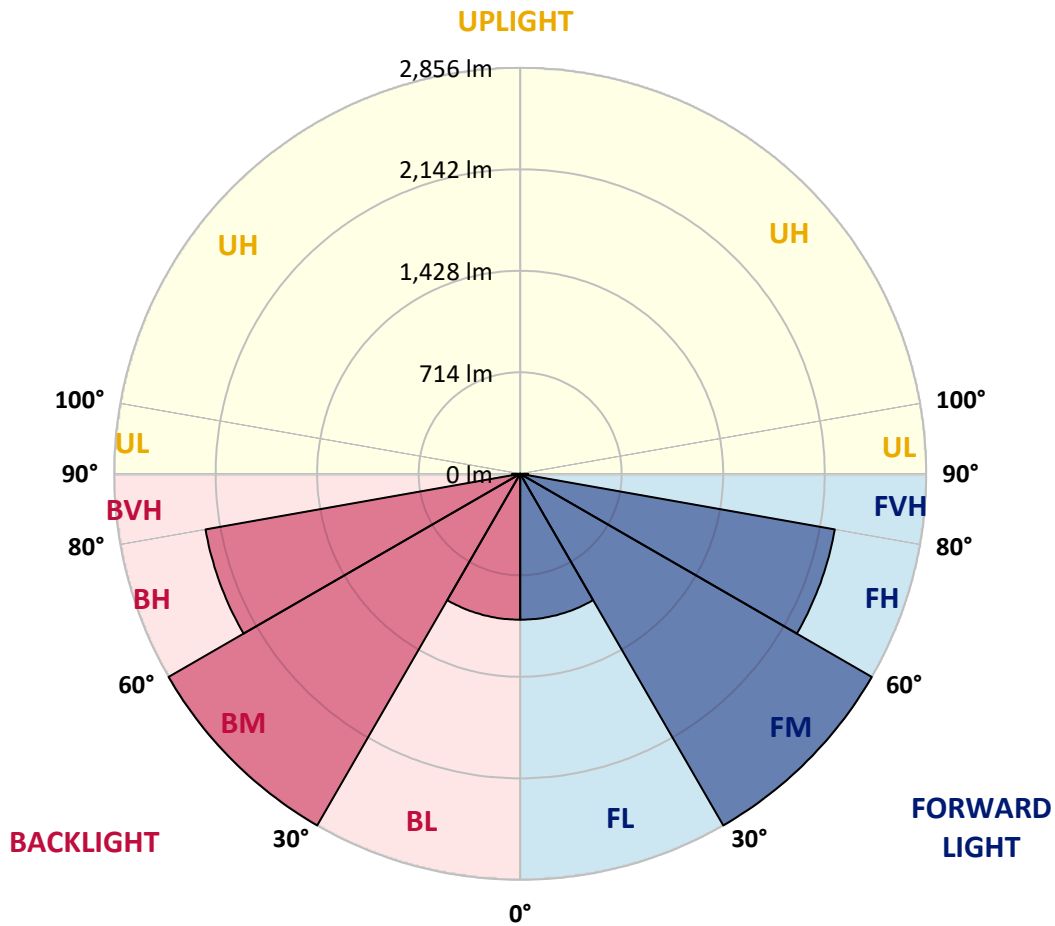
CATALOG NUMBER: GALN-SB4A-930-U-T1

LUMINAIRE CLASSIFICATION SYSTEM LUMEN TABLE AND BUG RATING:

Zone	Lumens	% Fixture	Zone Rating/Lumen Limit		
			B	U	G
FL (0°-30°)	1026.2	8.3			
FM (30°-60°)	2855.7	23.1			
FH (60°-80°)	2247.4	18.2			G2/5000
FVH (80°-90°)	56.7	0.5			G1/100
BL (0°-30°)	1026.2	8.3	B3/2500		
BM (30°-60°)	2855.7	23.1	B3/5000		
BH (60°-80°)	2247.4	18.2	B3/2500		G3/2500
BVH (80°-90°)	56.7	0.5			G1/100
UL (90°-100°)	0.0	0.0		U0/0	
UH (100°-180°)	0.0	0.0		U0/0	

BUG Rating: B3-U0-G3

Type I Short



REPORT NUMBER: P940883

CATALOG NUMBER: GALN-SB4A-930-U-T1

CANDELA DISTRIBUTION (FULL):

	0°	5°	15°	25°	35°	45°	55°	65°	75°	85°
0°	2311.8	2311.8	2311.8	2311.8	2311.8	2311.8	2311.8	2311.8	2311.8	2311.8
2.5°	2313.8	2316.4	2316.4	2314.5	2319.1	2315.1	2315.1	2313.2	2315.1	2313.2
5°	2325.6	2328.9	2330.2	2329.6	2335.5	2332.2	2332.2	2329.6	2330.2	2328.3
7.5°	2348.0	2352.6	2355.2	2358.5	2367.1	2363.1	2360.5	2352.6	2349.3	2344.1
10°	2355.2	2360.5	2369.0	2386.1	2405.9	2406.5	2398.6	2378.9	2363.8	2351.9
12.5°	2332.9	2340.1	2357.9	2392.7	2436.8	2454.5	2442.0	2409.2	2379.6	2358.5
15°	2304.6	2312.5	2339.5	2392.1	2457.2	2498.6	2497.3	2453.9	2406.5	2373.6
17.5°	2260.6	2268.4	2307.2	2380.9	2472.9	2541.3	2559.7	2515.0	2448.6	2404.5
20°	2181.0	2188.2	2242.1	2345.4	2478.2	2586.7	2634.7	2595.2	2512.4	2452.5
22.5°	2077.8	2088.9	2152.1	2284.2	2465.7	2634.0	2720.2	2693.2	2586.7	2503.8
25°	1967.3	1979.1	2052.8	2209.3	2433.5	2668.2	2821.4	2804.3	2670.8	2567.6
27.5°	1872.0	1884.5	1964.7	2135.0	2383.5	2681.4	2921.4	2929.9	2772.8	2638.0
30°	1797.0	1808.8	1894.3	2075.1	2319.1	2668.2	3008.8	3068.0	2876.6	2699.1
32.5°	1714.8	1729.9	1820.0	2002.1	2242.8	2636.7	3085.1	3217.2	2997.0	2764.9
35°	1610.9	1624.7	1719.4	1902.2	2142.9	2586.0	3148.9	3382.9	3169.2	2864.8
37.5°	1484.7	1497.8	1591.9	1777.3	2043.6	2515.0	3197.5	3569.7	3374.4	3008.8
40°	1357.8	1370.3	1458.4	1637.9	1924.6	2424.3	3214.6	3752.5	3609.8	3206.7
42.5°	1241.4	1252.6	1333.4	1500.5	1791.1	2308.6	3192.3	3911.6	3820.8	3344.8
45°	1134.2	1144.1	1215.8	1371.6	1652.3	2167.8	3125.2	4082.5	4072.0	3443.4
47.5°	1011.9	1021.8	1096.1	1246.7	1513.6	2002.8	3011.4	4250.9	4421.2	3667.0
50°	862.7	871.2	947.5	1102.7	1369.6	1827.2	2853.6	4383.0	4861.7	4005.6
52.5°	685.8	695.0	769.3	924.5	1198.7	1638.5	2645.9	4469.2	5370.6	4500.1
55°	510.2	516.8	581.2	720.6	986.9	1423.5	2385.5	4493.5	5947.9	5176.0
57.5°	370.2	374.1	415.6	519.4	748.3	1154.6	2069.2	4430.4	6635.0	6042.6
60°	299.8	301.1	313.6	359.7	520.1	850.8	1687.2	4213.4	7380.7	7159.7
62.5°	272.2	272.2	275.5	288.0	351.8	561.5	1225.0	3763.6	8180.2	8571.4
65°	253.1	253.1	254.5	260.4	277.5	357.7	773.2	3031.2	8854.2	10225.1
67.5°	236.0	236.7	236.0	238.0	247.9	264.3	448.4	2093.5	9217.1	11938.6
70°	218.3	219.6	216.3	216.3	224.2	224.9	280.8	1148.0	8916.0	13374.6
72.5°	197.3	199.2	194.0	192.7	198.6	195.9	211.1	551.0	7654.8	13803.3
75°	178.8	181.5	169.6	166.4	166.4	164.4	171.6	282.7	4968.2	11260.0
77.5°	162.4	167.7	148.6	138.1	135.4	129.5	140.1	172.9	2173.1	5286.5
80°	134.1	141.4	122.3	109.8	105.2	98.6	110.5	121.0	646.3	1227.6
82.5°	99.9	103.2	86.8	78.2	74.3	69.7	82.8	84.2	210.4	434.6
85°	63.8	65.1	53.3	46.0	44.1	42.1	52.6	46.0	80.2	319.6
87.5°	22.4	25.6	20.4	18.4	19.7	16.4	24.3	13.8	22.4	225.5
90°	0.0	0.0	0.0	0.0	0.0	0.0	0.0	0.0	0.0	0.0

(END C

90°

2311.8
2313.2
2328.3
2344.1
2350.0
2355.2
2368.4
2397.3
2441.4
2488.7
2546.6
2615.6
2666.9
2724.1
2819.4
2948.3
3142.3
3262.0
3331.7
3538.1
3843.9
4300.8
4926.8
5729.0
6764.6
8042.1
9555.7
11216.0
13184.6
14303.0
12043.8
5176.7
1175.6
491.2
464.2
279.4
0.0

OF REPORT)